



**Precision platforms**  
for hazardous areas

## High-resolution platform scales from 0.001 g 300 kg



### Flexibility for use in hazardous areas with potentially explosive gas or dust atmospheres

The IS-X series of intrinsically safe platforms can be used in Zones 1 and 2 (gases) and, independently of their maximum weighing capacity and IP rating, even in Zones 20, 21 and 22 (dusts). These platforms have ATEX, FM and CSA approval.

This series of platforms features a monolithic weigh cell and intelligent communication capabilities for use in automated systems in hazardous areas. If you later decide to retrofit the platform with an on-site display, no problem! IS-X series platforms are compatible with other Sartorius products, for instance, with the Combies Ex indicator, that enables you to connect two IS platforms. All practical combinations with other Sartorius products are documented in the Verification of Intrinsic Safety diagrams that are provided with each platform. In addition, the standard RS-485 interface (RS-232C|TTY 10 mA optional) enables the IS-X platform to communicate directly with a PC, PLC or other controller.

IS-X platforms can be networked with up to 8 devices.

You can choose to power IS-X platforms using power supplies located within or outside a hazardous area or a rechargeable battery pack (see also "Accessories").

### The most advanced weighing technology for reliable weight readouts

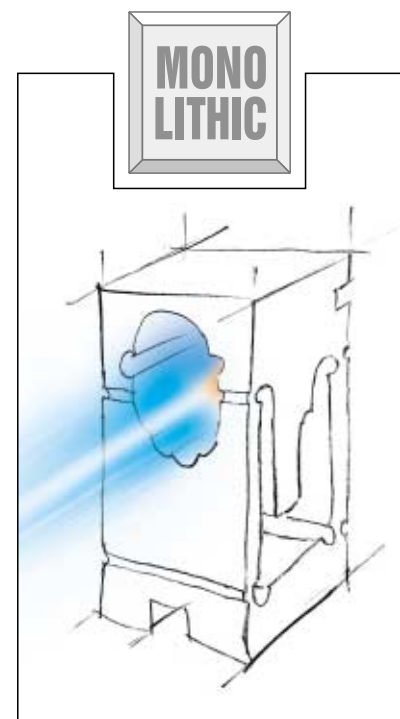
The monolithic weigh cell in IS-X platforms enables high resolution of approx. 600,000 digits. In combination with the evaluation electronics for display, these platforms deliver reliable weight readouts in less than 1.5 seconds – even when exposed to temperature fluctuations. The platforms can also be optimally adapted to the particular place of use thanks to the configurability of various filter and stability criteria.


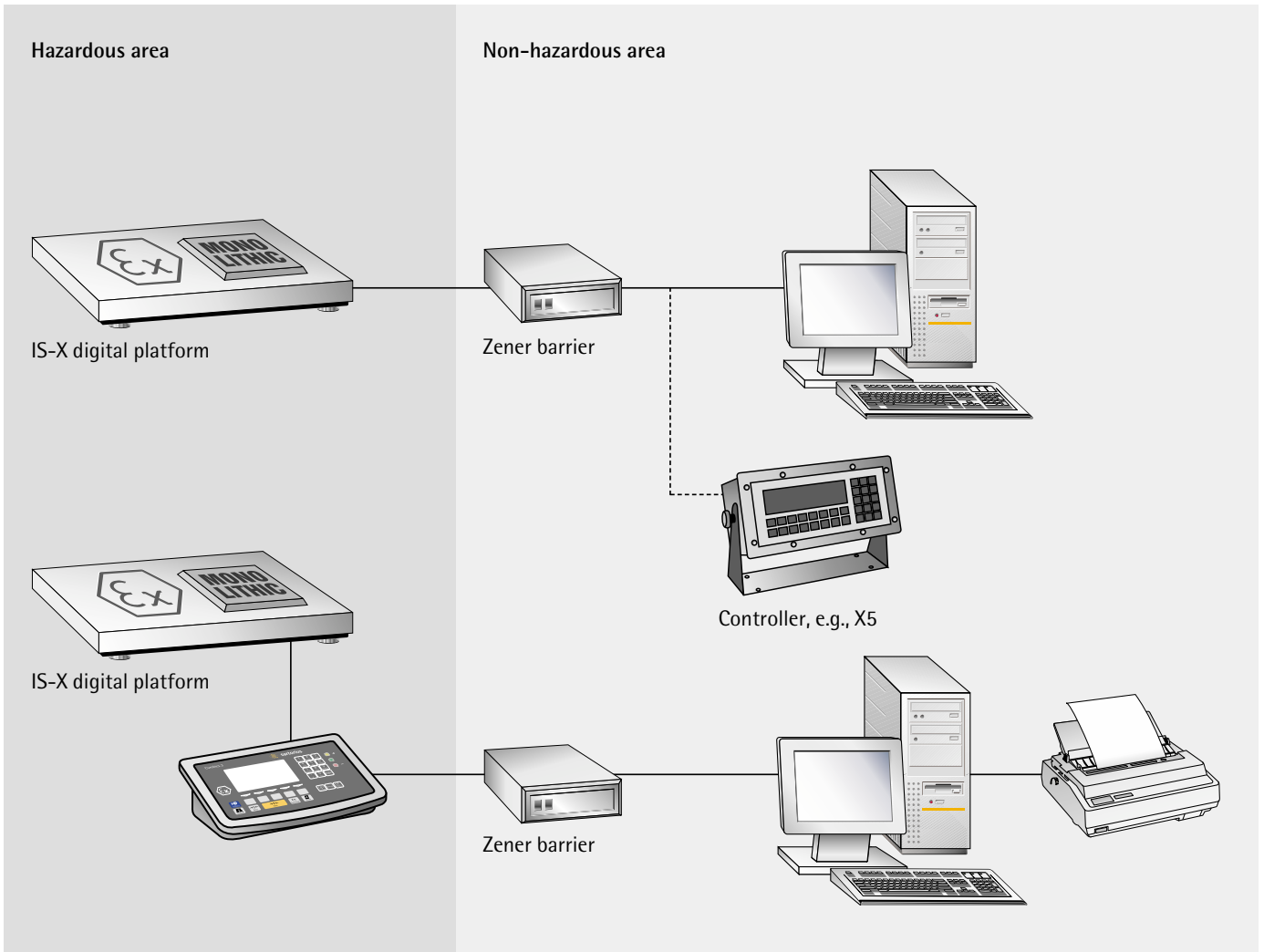
The standard built-in motorized calibration weight makes it easy to monitor and control the accuracy of the IS-X scales used as inspection, measuring and test equipment.

Built-in overload protection safeguards the IS-X platforms in tough industrial environments. A configurable, electrically compensated preload of up to 20% of the weighing capacity lets you weigh using installed equipment on the platform, without reducing the scale's original capacity.

### Use in legal metrology

Intrinsically safe IS-X platforms are also available in a version that is verifiable for use in legal metrology: accuracy class  $\text{E}_1$ . The scales' test certificate has been issued for compliance with EN 45501 (1992) and OIML R76-1 (1992). In addition, the platforms can be configured as multi-interval and multiple range scales.





## Specifications



Design A



Design B



Design C



Design D

### Models for standard, non-legal-for-trade use

Design	A	B	B	B	C	C	C	D	D
Model	IS06BBE-SX	IS2CCE-SX	IS6CCE-HX	IS12CCE-SX	IS16EDE-HX	IS34EDE-HX	IS64EDE-SX	IS150IGG-HX	IS300IGG-HX
Readability	g 0.001	0.01	0.01	0.1	0.1	0.1	1	1	2
Weighing capacity	g 620	2,200	6,200	12,000	16	34	64	150	300
Electrically compensated preload (without limiting the weighing capacity)	g 93	110	–	1,200	4,000	4,000	13,000	20,000	60,000
Max. preload when starting calibration   adjustment	g 110	1,300	5,200	10,000	approx. 19,000	approx. 21,000	approx. 45,000	–	–
Response time (average)	s 1.5	1.5	1.5	1	1.5	1.5	1.5	1.5	1.5
Temperature range	°C 10...30	10...30	10...30	10...30	10...30	10...30	0...40	0...40	0...40
Platform size (W × D × H)	mm 240×294×86				300×400×120			800×600×117	
Net weight, approx.	kg 7	7.3	8.4	7.3	16	16	16	70	70
Dust and water protection rating of the scale housing from penetration acc. to EN 60529	IP54				IP65			IP67	
Explosion protection approval	II 2G EEx ib II C T4 (Zones 1, 2, gases)				II 2 G 1D EEx IIC T4 135°C IP6X (Zones 1, 2, gases, and Zones 20, 21, 22, dusts)				

### Models verifiable for use in legal metrology

Design	A	B	B	C	C	C	D	
Model	IS06BBE-SXCE	IS2CCE-SXCE	IS6CCE-HXCE	IS16EDE-HXCE	IS34EDE-HXCE	IS64EDE-SXCE	IS150IGG-HXCE	
Readability	g 0.001	0.01	0.01	0.1	0.1	1	1	
Weighing capacity	g 620	2,200	6,200	16	34	64	150	
Electrically compensated preload (without limiting the weighing capacity)	g 93	110	–	4,000	4,000	13,000	20,000	
Max. preload when starting calibration   adjustment	g 110	1,300	5,200	approx. 19,000	approx. 21,000	approx. 45,000	–	
Response time (average)	s 1.5	1.5	1.5	1.5	1.5	1.5	1.5	
Accuracy class	Ⓜ	Ⓜ	Ⓜ	Ⓜ	Ⓜ	Ⓜ	Ⓜ	
Verification scale interval	g 0.01	0.1	0.1	1	1	10	10	
Minimum capacity acc. to CD <sup>1)</sup>	g 0.02	0.5	0.5	5	5	50	50	
Minimum capacity acc. to prepackage regulations <sup>2)</sup>	g 0.02	0.5	0.5	150	150	–	–	
Temperature range	°C 10...30	10...30	10...30	10...30	10...30	0...40	0...40	
Platform size (W × D × H)	mm 240×294×86			300×400×120			800×600×117	
Net weight, approx.	kg 7	7.3	8.4	16	16	16	70	
Dust and water protection rating of the scale housing from penetration acc. to EN 60529	IP54				IP65			IP67
Explosion protection approval	II 2G EEx ib II C T4 (Zones 1, 2, gases)				II 2 G 1D EEx IIC T4 135°C IP6X (Zones 1, 2, gases, and Zones 20, 21, 22, dusts)			

<sup>1)</sup> CD = Council Directive 90/384/EEC on non-automatic weighing instruments

<sup>2)</sup> The minimum capacities acc. to country-specific prepackage regulations may differ from those indicated in the table according to the German Prepackage Regulations, which are generally used throughout Europe.

## IS-X Accessories

Description	Order no.	Description	Order no.
<b>Power Supplies</b>		<b>Software</b>	
Power supply, use outside a hazardous area (110...240 V), for the E.U. (except for the U.K.)	YPS02-ZDR	Configuration diskette for weighing platforms (for PC), without interface cable	YAD01IS
Power supply, use outside a hazardous area (110...240 V), for the U.K.	YPS02-ZGR	SartoConnect set of PC programs for reading weights into a PC (with connecting cable between the scale and PC, 25/9-pin, 1.5 m)	YSC01I
Power supply, use outside a hazardous area (110...240 V), for the U.S.	YPS02-ZKR	SartoConnect with 5-m connecting cable	YSC01I5
Power supply, use inside a hazardous area (110...240 V), for the E.U. (except for the U.K.)	YPS02-XDR	SartoConnect with 15-m connecting cable	YSC01I15
Power supply, use inside a hazardous area (110...240 V), for the U.K.	YPS02-XGR	Free demo Excel software application for SartoConnect; for the following applications: density, statistics, sieve analysis and differential weighing	Download or ask your sales consultant
Power supply, use inside a hazardous area (110...240 V), for the U.S.	YPS02-XKR	Sartorius WinScale driver for Windows 95/98/2000/NT; displays the current weight readout and includes PC data memory verifiable for use in legal metrology; RS-232C	YSW03
Rechargeable battery pack for Zones 1, 21 and 20	YRB02-X	<b>Mechanical Accessories</b>	
24-V industrial power supply module (use in non-hazardous and hazardous areas, for installation in a 14" control panel)	YPS02-XV24	Load plate with wrap-around design (protected from water) for IS6CCE-S, IS12CCE-S	YLP01
<b>Interfaces</b>		Drive-on ramp for IGG models (1,250×600 mm, painted steel), incl. installation kit	YAR10IS
Interface converter for installation in non-hazardous areas or in Zones 2 and 22; for connection of peripheral devices located in the non-hazardous area; intrinsically safe interfaces: RS-232C, RS-485, RS-422, TTY, 4 digital I O ports; interfaces in a non-hazardous area; interfaces for non-hazardous areas: RS-232C, RS-485, RS-422, TTY, 4 digital I O ports	YCO01-Y	Pit frame (painted steel) for a platform size of 800×600 mm	YEG04IP
RS-232C data interface for IS-BBE CCE-X	YDO55IS-X	Pit frame (stainless steel) for a platform size of 800×600 mm	YEG01IP
RS-232C data interface for IS-EDE-X models	YDO58IS-X	Installation kit (stainless steel) for pit frames (required for installing YEG01IP YEG04IP)	YAS04IS
RS-232C data interface for IS-IGG-X models	YDO55IS-X	<b>Electrical Accessories</b>	
<b>Cables</b>		Zener barrier (2 data lines) for networking up to 8 scales max. (only in conjunction with YD002F-X and cable), prepared according to your requirements	YDI01Z
Cable without connectors, 1 unit = 1 m LiY6x (2x0m 14C), blue sheath; recommended, e.g., for RS-422 interfaces; digital INput	YCC422-X	Zener barrier (4 data lines) for connecting accessories in a non-hazardous area, e.g., printer computer; length of cable between the scale and Zener barrier: 20 m	YDI02-Z
Cable without connectors, 1 unit = 1 m LiY6x (2x0m 14C), blue sheath; recommended, e.g., for RS-232C interface	YCC232-X		
Cable without connectors, 1 unit = 1 m 5x0.52 LiYCY, blue sheath; recommended, e.g., for TTY 10 mA interface (compatible with optional interfaces)	YCCTTY10-X		
Cable without connectors, 1 unit = 1 m 2x0.22 LiYCY, blue sheath; recommended, e.g., for RS-485 interface	YCC485-X		
Cable without connectors, 1 unit = 1 m 6x2xAWG24; recommended, e.g., for the following interfaces: RS-422, digital OUT(put), RS-232C	YCC422-Y		
Cable gland	YAS04CIS		

Sartorius AG  
Weender Landstrasse 94-108  
37075 Goettingen, Germany

Phone +49.551.308.0  
Fax: +49.551.308.3289

[www.sartorius.com](http://www.sartorius.com)